

West Overall

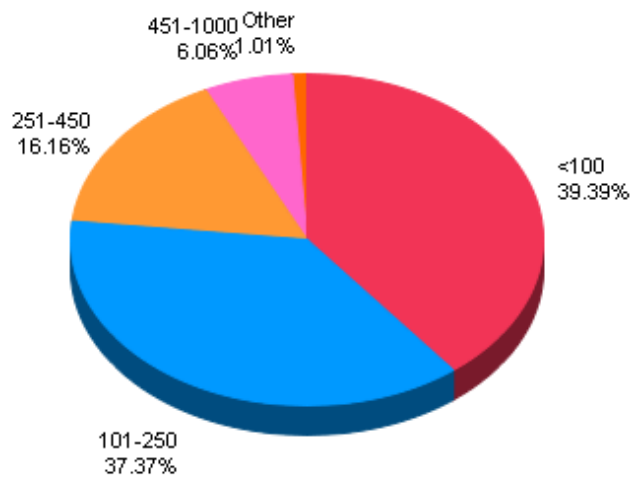
February 03, 2010

1. Location of Congregation



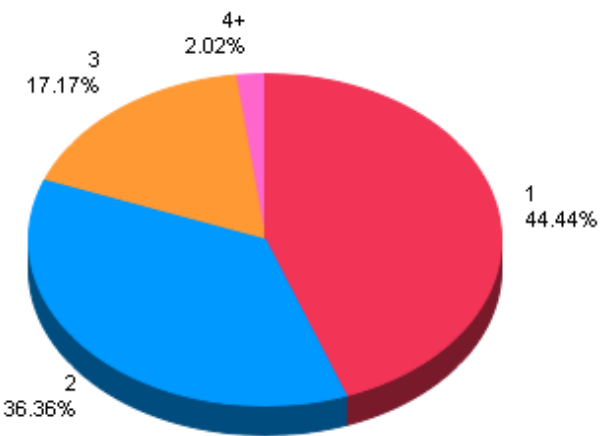
Item	Count	Percent %
Western US	99	100.00%

2. Size of weekly worshipping congregation (all services)



Item	Count	Percent %
<100	39	39.39%
101-250	37	37.37%
251-450	16	16.16%
451-1000	6	6.06%
1001+	1	1.01%

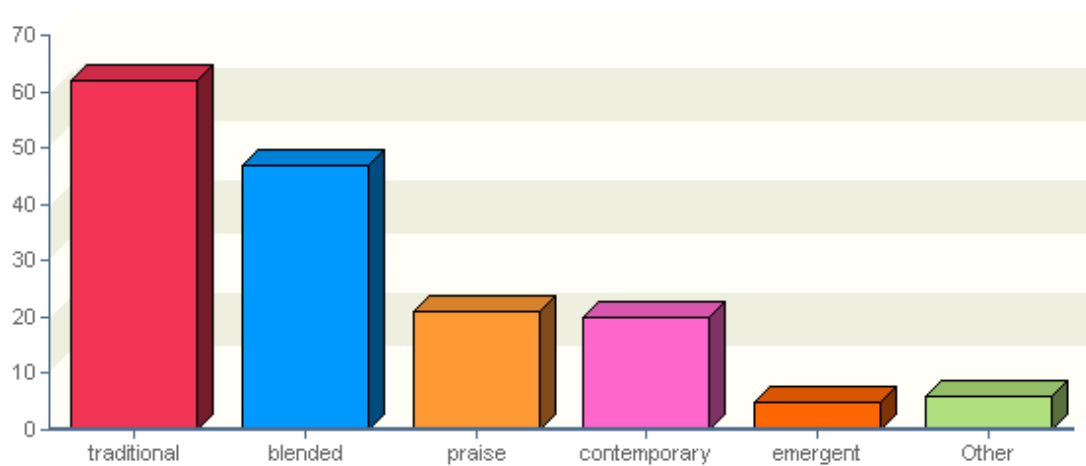
3. Number of weekly services



Item	Count	Percent %
1	44	44.44%
2	36	36.36%
3	17	17.17%
4+	2	2.02%

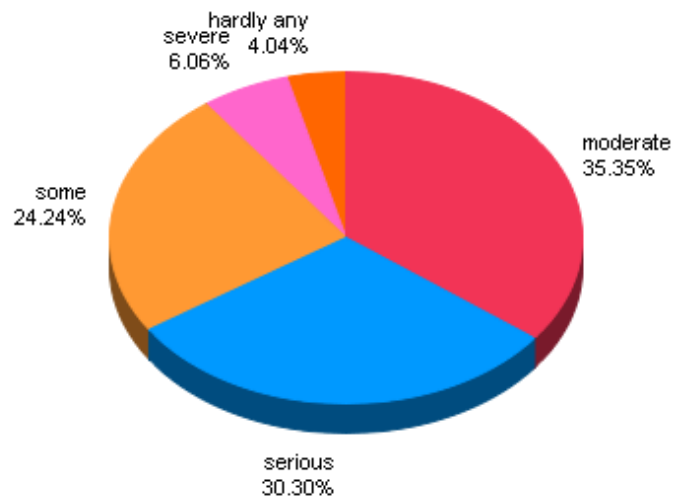
Average: 1.69

4. Styles of services (check all that apply)



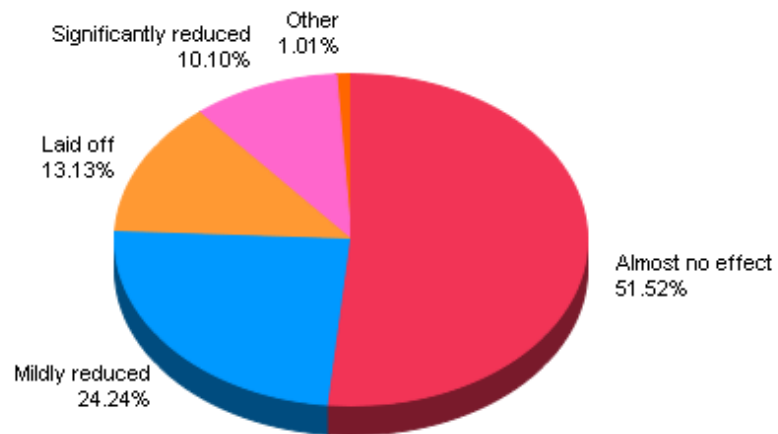
Item	Count	Percent %
traditional	62	62.63%
blended	47	47.47%
praise	21	21.21%
contemporary	20	20.20%
emergent	5	5.05%
indigenous	4	4.04%
Taizé	2	2.02%

5. Assessment of global economic crisis on local economics and finances of local congregation



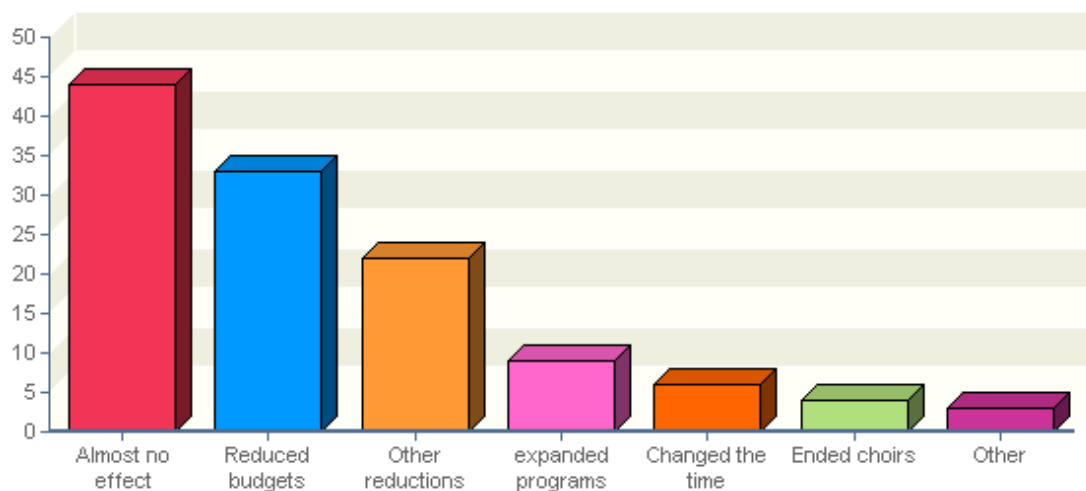
Item	Count	Percent %
moderate	35	35.35%
serious	30	30.30%
some	24	24.24%
severe	6	6.06%
hardly any	4	4.04%

6. How has the recent global economic crisis affected your staffing for worship leadership?



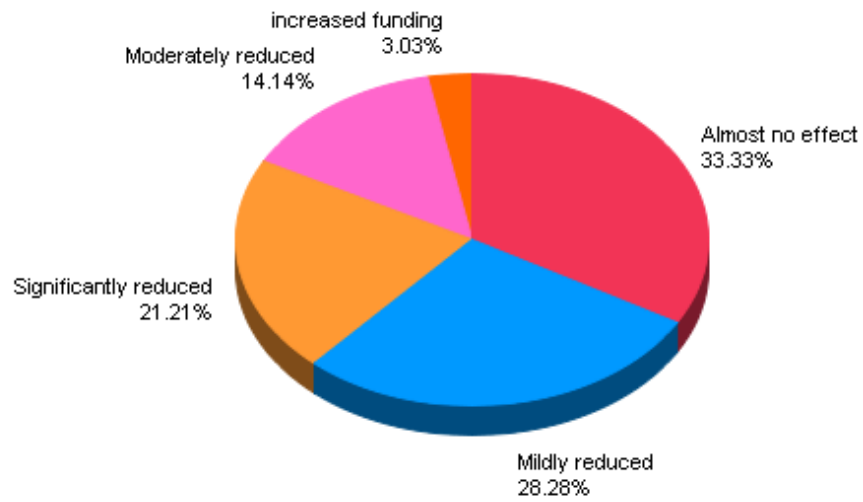
Item	Count	Percent %
Almost no effect	51	51.52%
Mildly reduced	24	24.24%
Laid off	13	13.13%
Significantly reduced	10	10.10%
Added one	1	1.01%

7. How has the recent global economic crisis affected your program expenses for worship? (check all that apply)



Item	Count	Percent %
Almost no effect	44	44.44%
Reduced budgets	33	33.33%
Other reductions	22	22.22%
expanded programs	9	9.09%
Changed the time	6	6.06%
Ended choirs	4	4.04%
Ended worship	3	3.03%

8. How has the recent global economic crisis affected your resource expenses for worship



Item	Count	Percent %
Almost no effect	33	33.33%
Mildly reduced	28	28.28%
Significantly reduced	21	21.21%
Moderately reduced	14	14.14%
increased funding	3	3.03%