

# Philippines

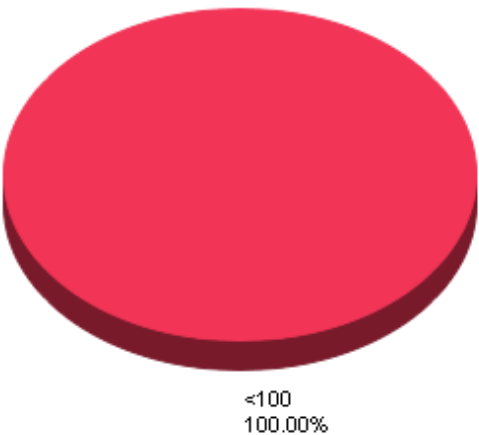
February 03, 2010

1. Location of Congregation



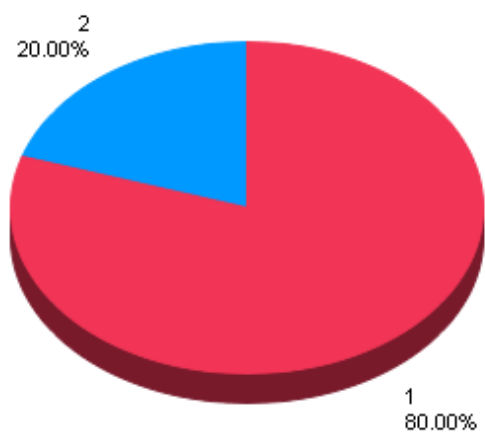
Item	Count	Percent %
Philippines	5	100.00%

2. Size of weekly worshipping congregation (all services)



Item	Count	Percent %
<100	5	100.00%

3. Number of weekly services



Item	Count	Percent %
1	4	80.00%
2	1	20.00%

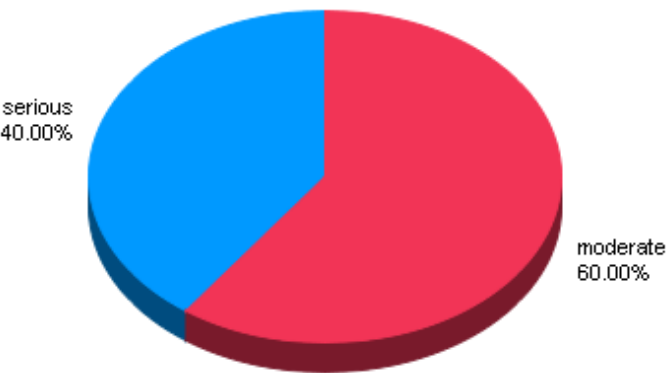
Average: 1.20

## 4. Styles of services (check all that apply)



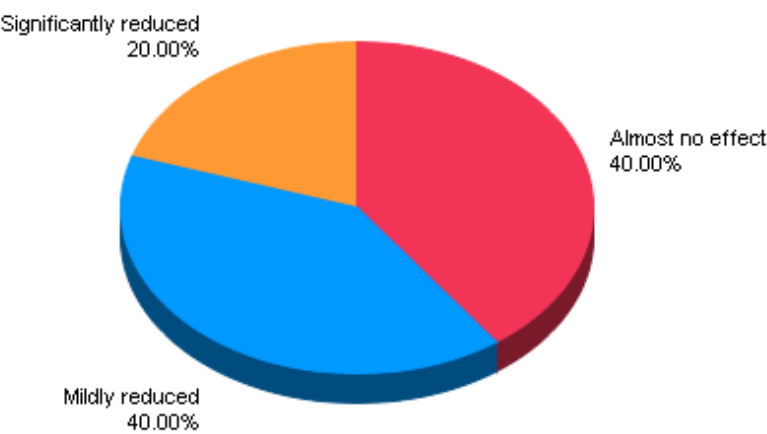
Item	Count	Percent %
traditional	4	80.00%
blended	3	60.00%
praise	3	60.00%
contemporary	2	40.00%

5. Assessment of global economic crisis on local economics and finances of local congregation



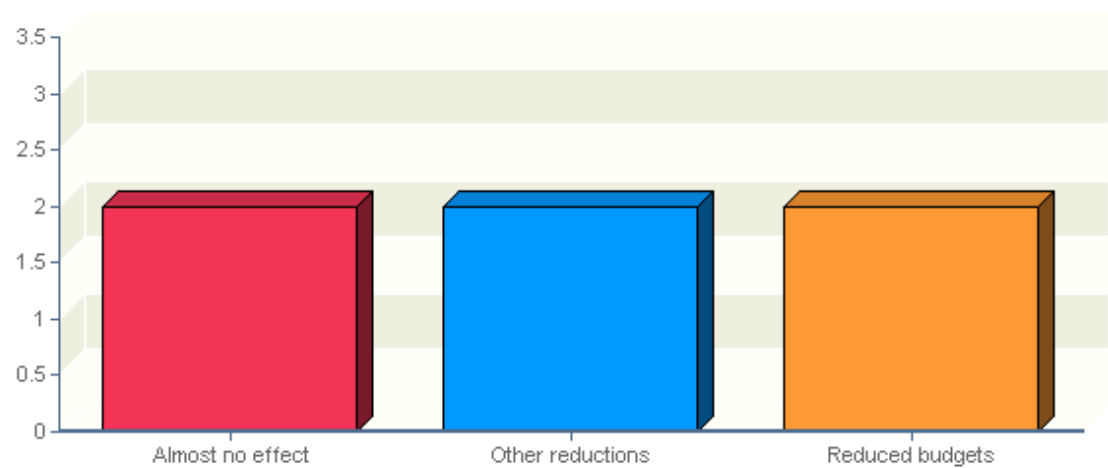
Item	Count	Percent %
moderate	3	60.00%
serious	2	40.00%

6. How has the recent global economic crisis affected your staffing for worship leadership?



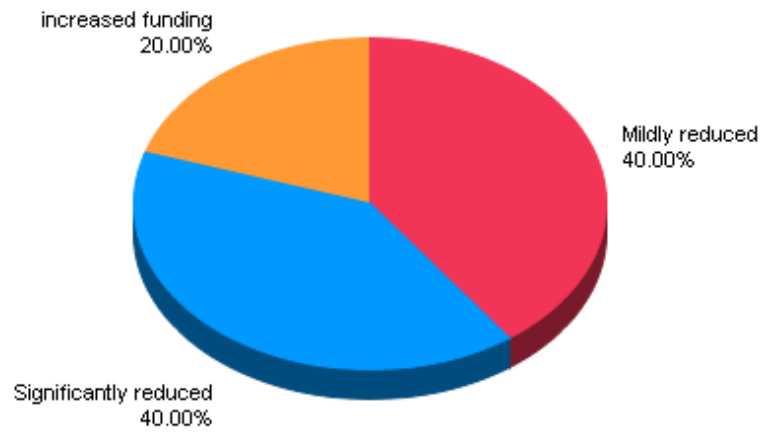
Item	Count	Percent %
Almost no effect	2	40.00%
Mildly reduced	2	40.00%
Significantly reduced	1	20.00%

7. How has the recent global economic crisis affected your program expenses for worship? (check all that apply)



Item	Count	Percent %
Almost no effect	2	40.00%
Other reductions	2	40.00%
Reduced budgets	2	40.00%

## 8. How has the recent global economic crisis affected your resource expenses for worship



Item	Count	Percent %
Mildly reduced	2	40.00%
Significantly reduced	2	40.00%
increased funding	1	20.00%