

# NorthEast

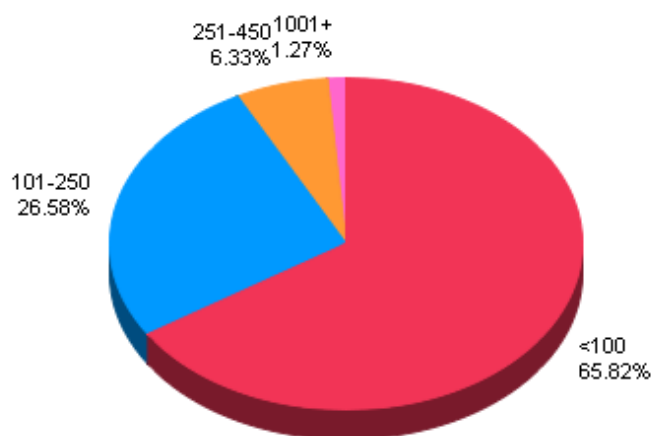
February 03, 2010

1. Location of Congregation



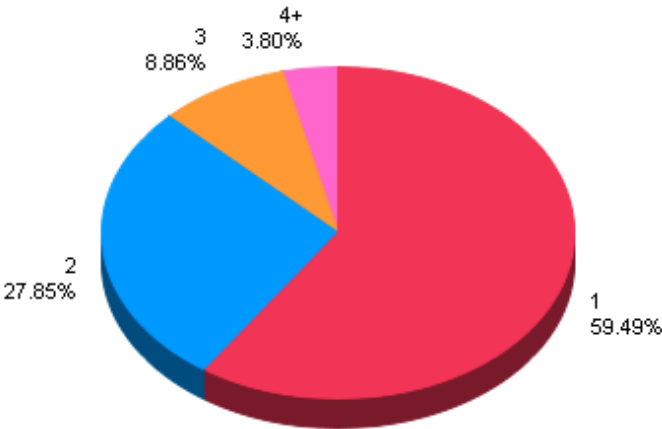
Item	Count	Percent %
Northeast US	79	100.00%

## 2. Size of weekly worshipping congregation (all services)



Item	Count	Percent %
<100	52	65.82%
101-250	21	26.58%
251-450	5	6.33%
1001+	1	1.27%

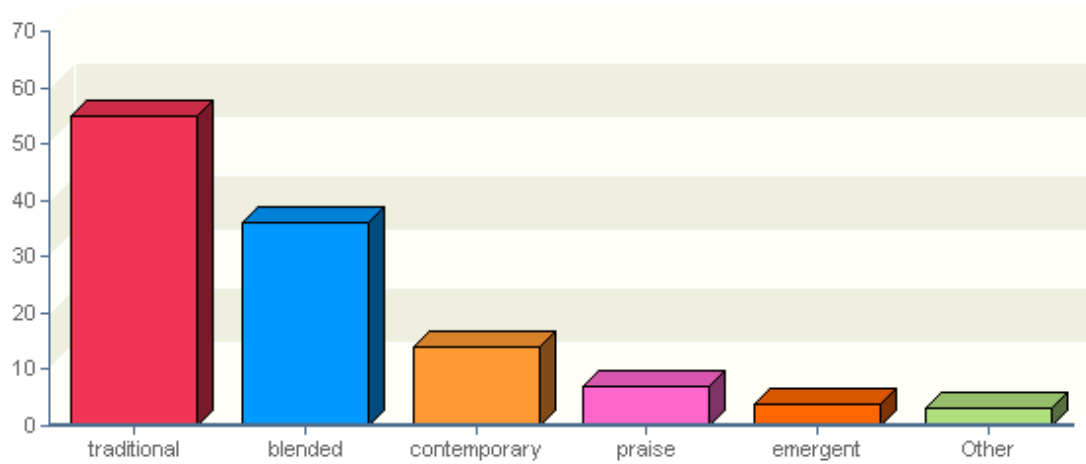
3. Number of weekly services



Item	Count	Percent %
1	47	59.49%
2	22	27.85%
3	7	8.86%
4+	3	3.80%

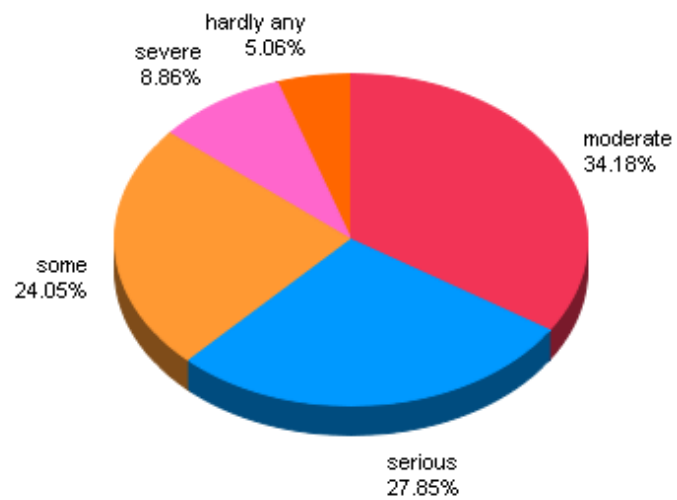
Average: 1.42

## 4. Styles of services (check all that apply)



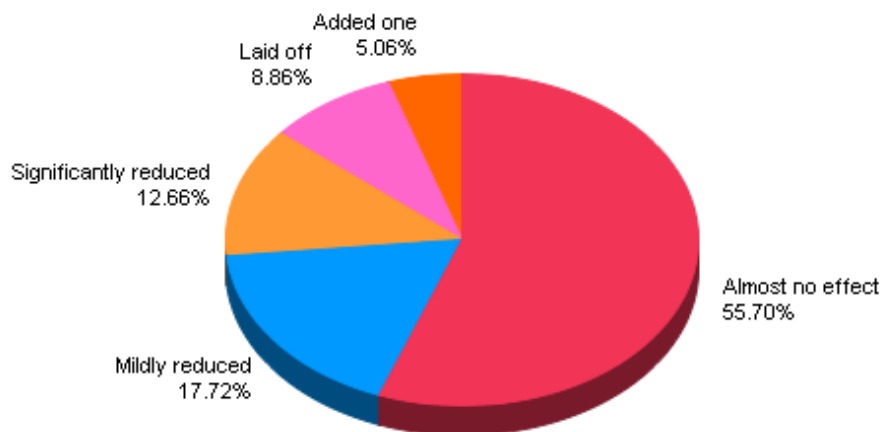
Item	Count	Percent %
traditional	55	69.62%
blended	36	45.57%
contemporary	14	17.72%
praise	7	8.86%
emergent	4	5.06%
indigenous	2	2.53%
Taizé	1	1.27%

## 5. Assessment of global economic crisis on local economics and finances of local congregation



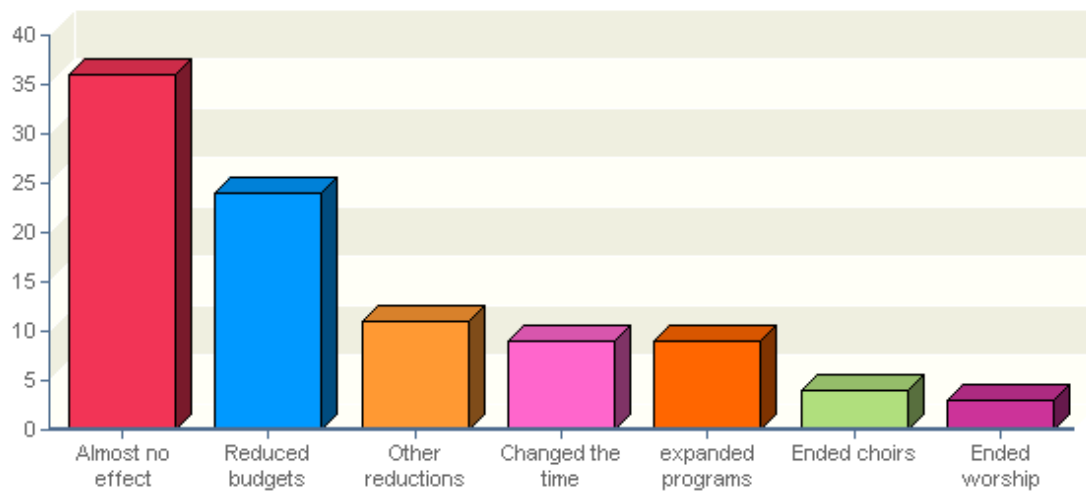
Item	Count	Percent %
moderate	27	34.18%
serious	22	27.85%
some	19	24.05%
severe	7	8.86%
hardly any	4	5.06%

6. How has the recent global economic crisis affected your staffing for worship leadership?



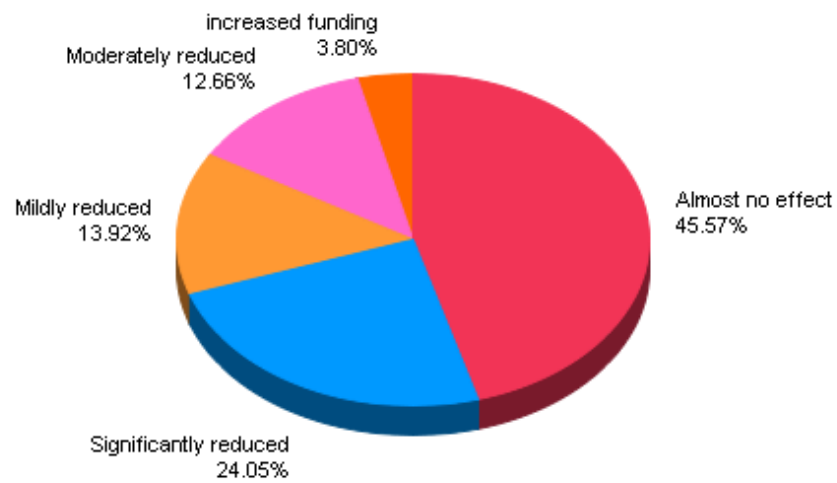
Item	Count	Percent %
Almost no effect	44	55.70%
Mildly reduced	14	17.72%
Significantly reduced	10	12.66%
Laid off	7	8.86%
Added one	4	5.06%

7. How has the recent global economic crisis affected your program expenses for worship? (check all that apply)



Item	Count	Percent %
Almost no effect	36	45.57%
Reduced budgets	24	30.38%
Other reductions	11	13.92%
Changed the time	9	11.39%
expanded programs	9	11.39%
Ended choirs	4	5.06%
Ended worship	3	3.80%

## 8. How has the recent global economic crisis affected your resource expenses for worship



Item	Count	Percent %
Almost no effect	36	45.57%
Significantly reduced	19	24.05%
Mildly reduced	11	13.92%
Moderately reduced	10	12.66%
increased funding	3	3.80%