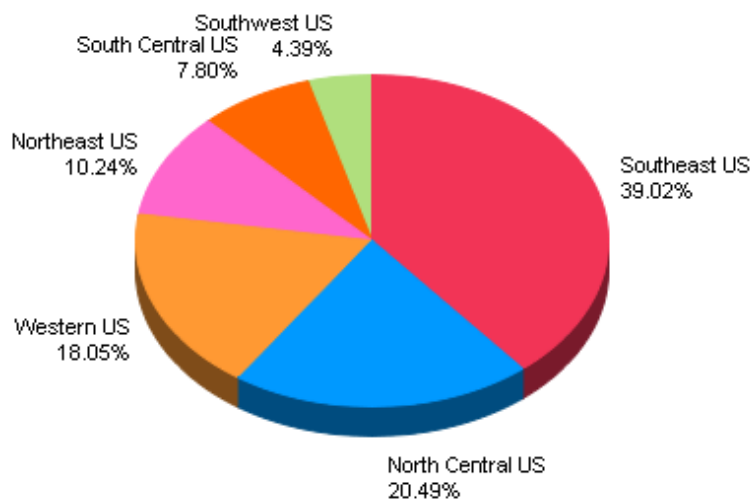


Midsize Congregations 101-250

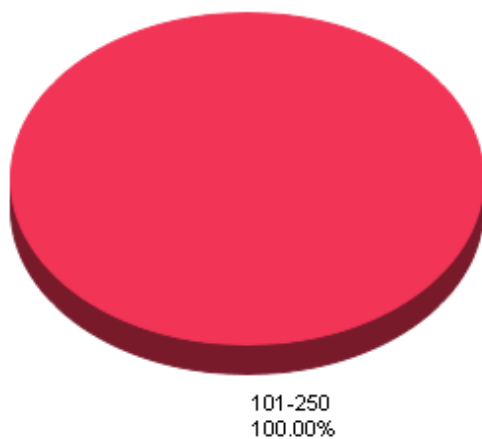
February 03, 2010

1. Location of Congregation



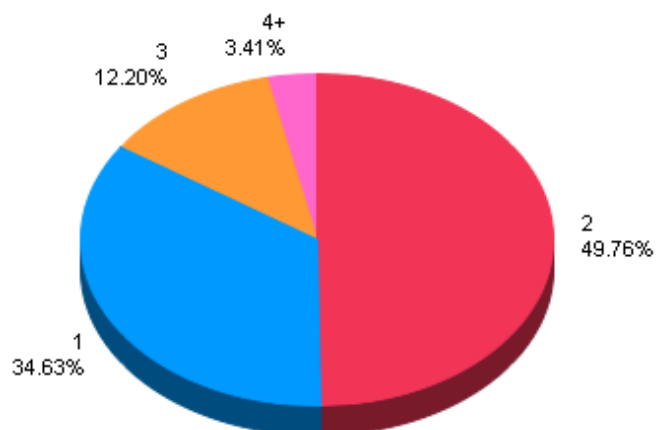
Item	Count	Percent %
Southeast US	80	39.02%
North Central US	42	20.49%
Western US	37	18.05%
Northeast US	21	10.24%
South Central US	16	7.80%
Southwest US	9	4.39%

2. Size of weekly worshipping congregation (all services)



Item	Count	Percent %
101-250	205	100.00%

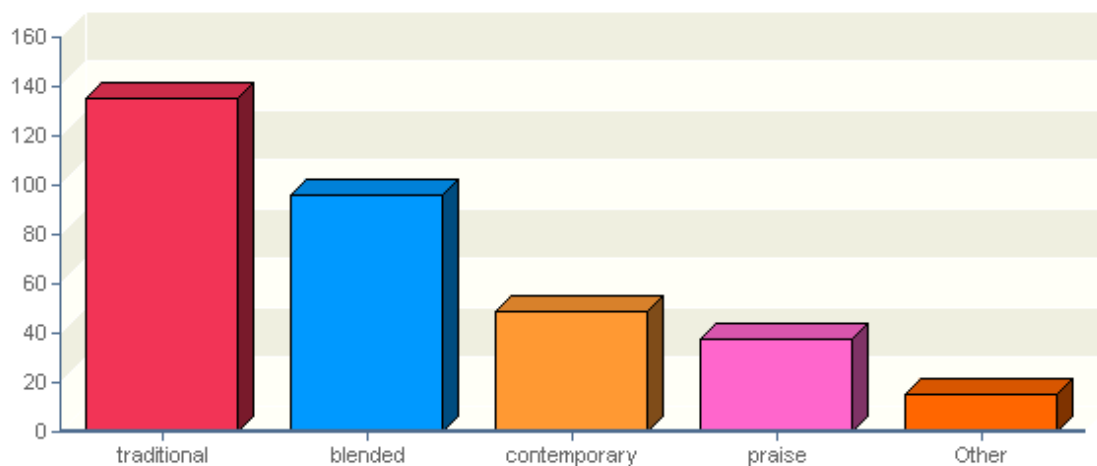
3. Number of weekly services



Item	Count	Percent %
2	102	49.76%
1	71	34.63%
3	25	12.20%
4+	7	3.41%

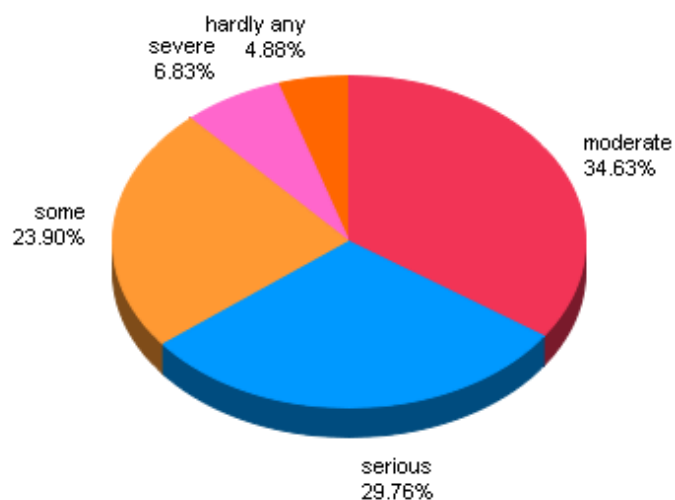
Average: 1.71

4. Styles of services (check all that apply)



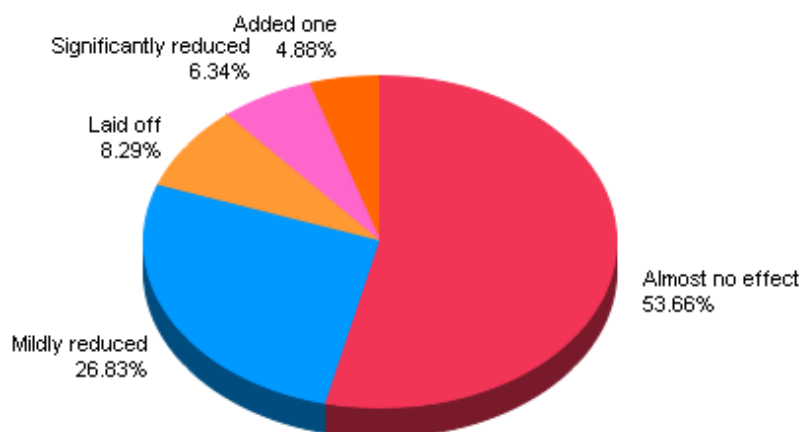
Item	Count	Percent %
traditional	135	65.85%
blended	96	46.83%
contemporary	49	23.90%
praise	38	18.54%
emergent	7	3.41%
indigenous	5	2.44%
Taizé	3	1.46%

5. Assessment of global economic crisis on local economics and finances of local congregation



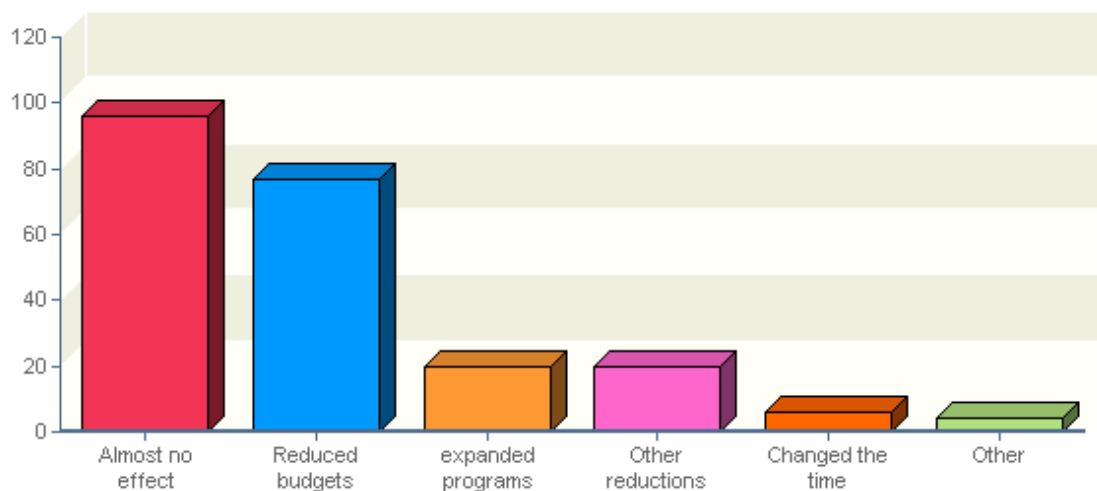
Item	Count	Percent %
moderate	71	34.63%
serious	61	29.76%
some	49	23.90%
severe	14	6.83%
hardly any	10	4.88%

6. How has the recent global economic crisis affected your staffing for worship leadership?



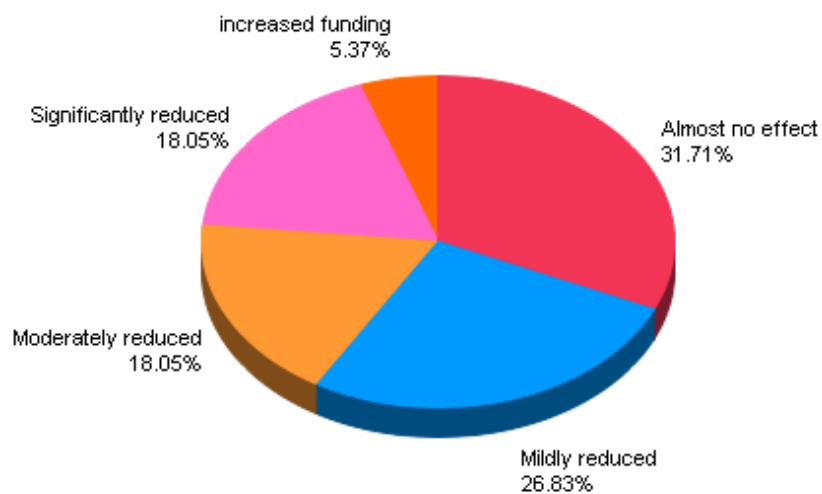
Item	Count	Percent %
Almost no effect	110	53.66%
Mildly reduced	55	26.83%
Laid off	17	8.29%
Significantly reduced	13	6.34%
Added one	10	4.88%

7. How has the recent global economic crisis affected your program expenses for worship? (check all that apply)



Item	Count	Percent %
Almost no effect	96	46.83%
Reduced budgets	77	37.56%
expanded programs	20	9.76%
Other reductions	20	9.76%
Changed the time	6	2.93%
Ended choirs	3	1.46%
Ended worship	1	0.49%

8. How has the recent global economic crisis affected your resource expenses for worship



Item	Count	Percent %
Almost no effect	65	31.71%
Mildly reduced	55	26.83%
Moderately reduced	37	18.05%
Significantly reduced	37	18.05%
increased funding	11	5.37%