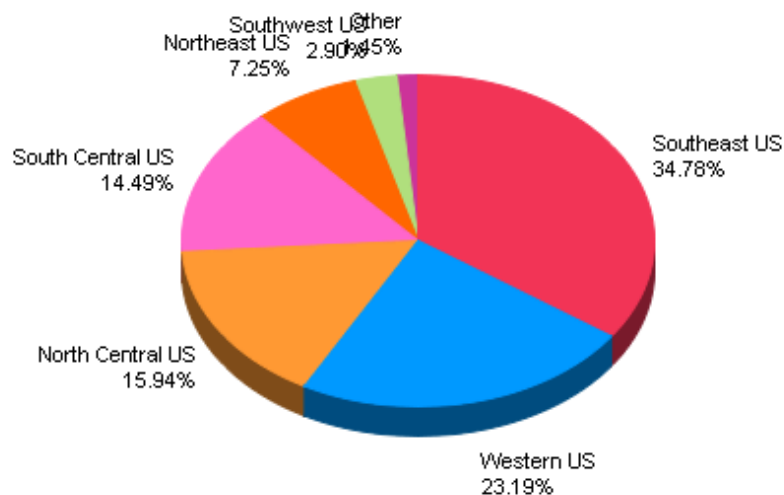


Medium Large 251-450

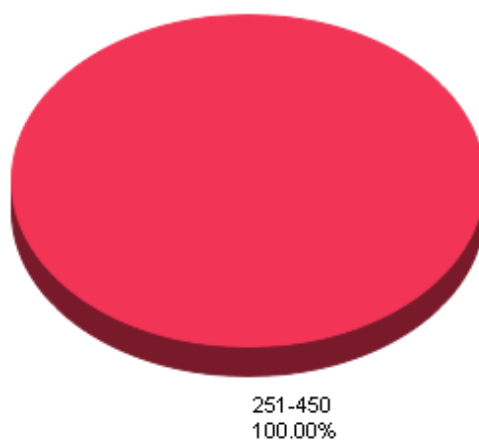
February 03, 2010

1. Location of Congregation



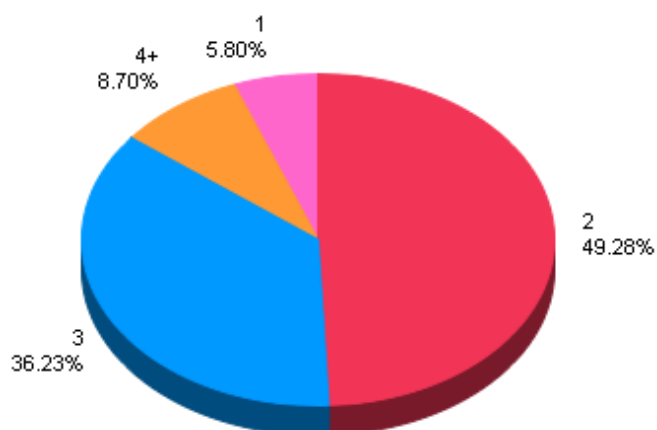
Item	Count	Percent %
Southeast US	24	34.78%
Western US	16	23.19%
North Central US	11	15.94%
South Central US	10	14.49%
Northeast US	5	7.25%
Southwest US	2	2.90%
Europe	1	1.45%

2. Size of weekly worshipping congregation (all services)



Item	Count	Percent %
251-450	69	100.00%

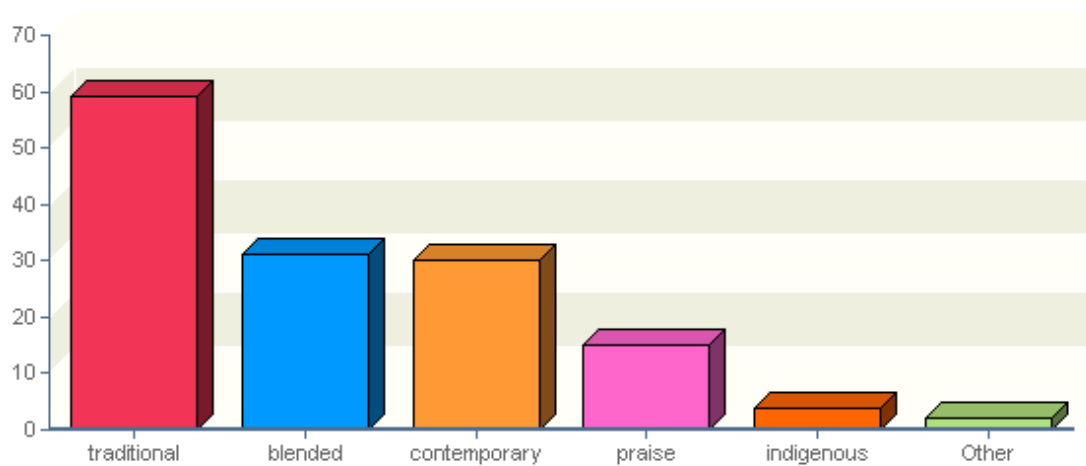
3. Number of weekly services



Item	Count	Percent %
2	34	49.28%
3	25	36.23%
4+	6	8.70%
1	4	5.80%

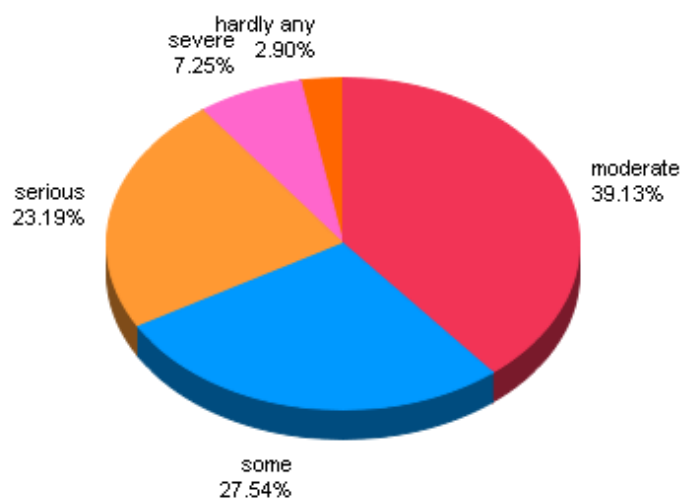
Average: 2.13

4. Styles of services (check all that apply)



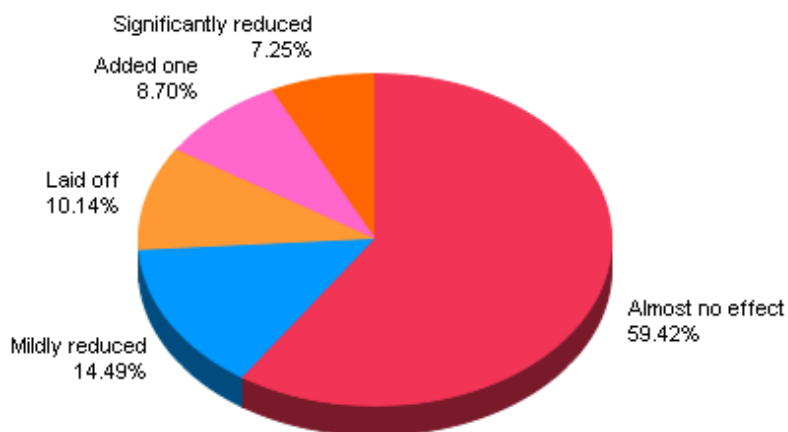
Item	Count	Percent %
traditional	59	85.51%
blended	31	44.93%
contemporary	30	43.48%
praise	15	21.74%
indigenous	4	5.80%
emergent	2	2.90%

5. Assessment of global economic crisis on local economics and finances of local congregation



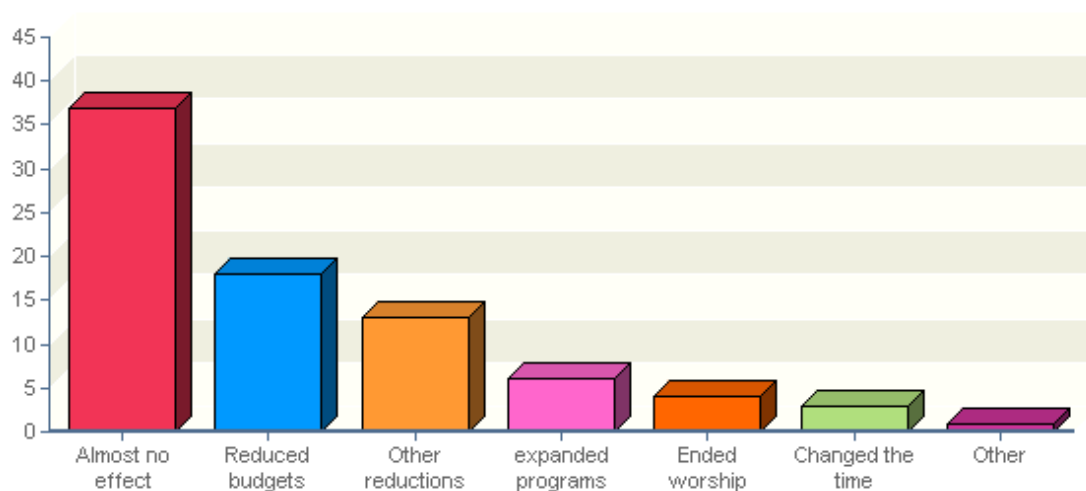
Item	Count	Percent %
moderate	27	39.13%
some	19	27.54%
serious	16	23.19%
severe	5	7.25%
hardly any	2	2.90%

6. How has the recent global economic crisis affected your staffing for worship leadership?



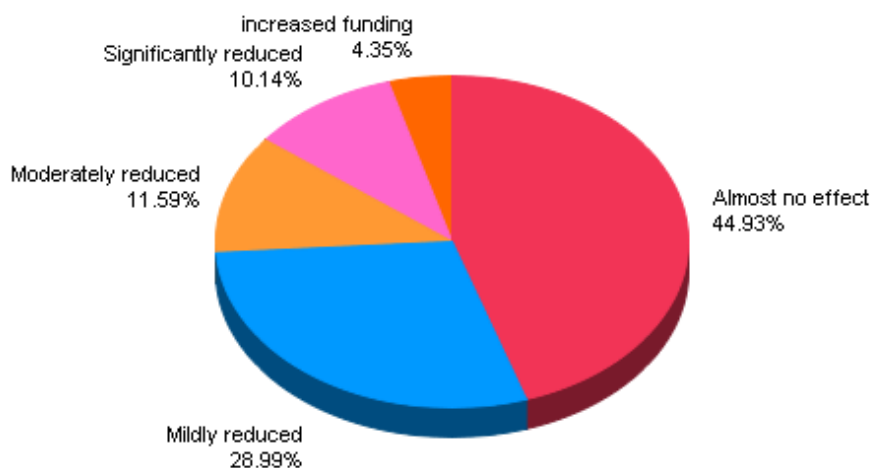
Item	Count	Percent %
Almost no effect	41	59.42%
Mildly reduced	10	14.49%
Laid off	7	10.14%
Added one	6	8.70%
Significantly reduced	5	7.25%

7. How has the recent global economic crisis affected your program expenses for worship? (check all that apply)



Item	Count	Percent %
Almost no effect	37	53.62%
Reduced budgets	18	26.09%
Other reductions	13	18.84%
expanded programs	6	8.70%
Ended worship	4	5.80%
Changed the time	3	4.35%
Ended choirs	1	1.45%

8. How has the recent global economic crisis affected your resource expenses for worship



Item	Count	Percent %
Almost no effect	31	44.93%
Mildly reduced	20	28.99%
Moderately reduced	8	11.59%
Significantly reduced	7	10.14%
increased funding	3	4.35%