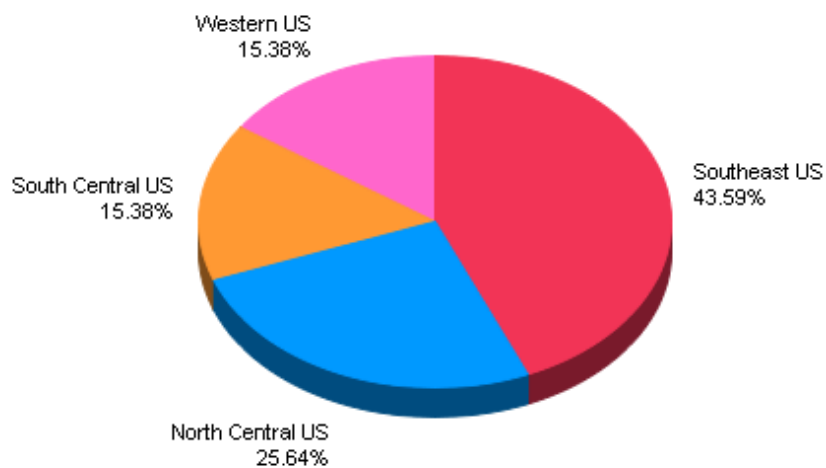


Large 451-1000

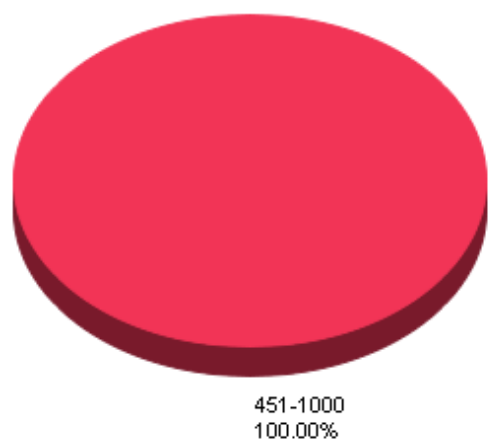
February 03, 2010

1. Location of Congregation



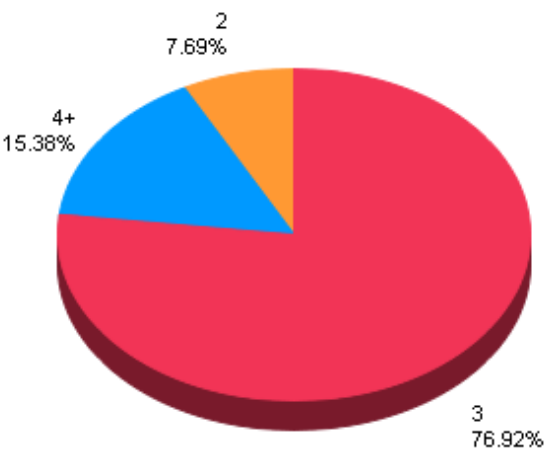
Item	Count	Percent %
Southeast US	17	43.59%
North Central US	10	25.64%
South Central US	6	15.38%
Western US	6	15.38%

2. Size of weekly worshipping congregation (all services)



Item	Count	Percent %
451-1000	39	100.00%

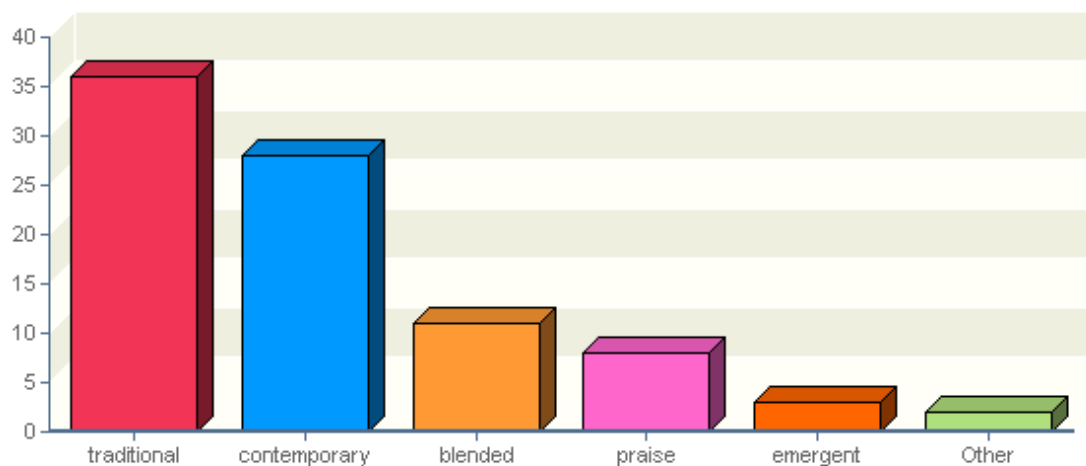
3. Number of weekly services



Item	Count	Percent %
3	30	76.92%
4+	6	15.38%
2	3	7.69%

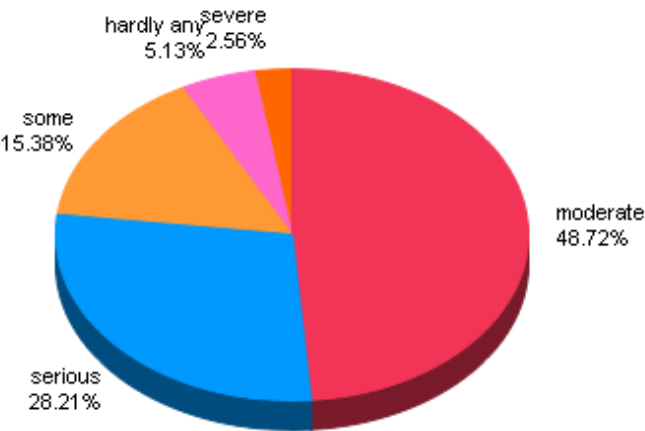
Average: 2.46

4. Styles of services (check all that apply)



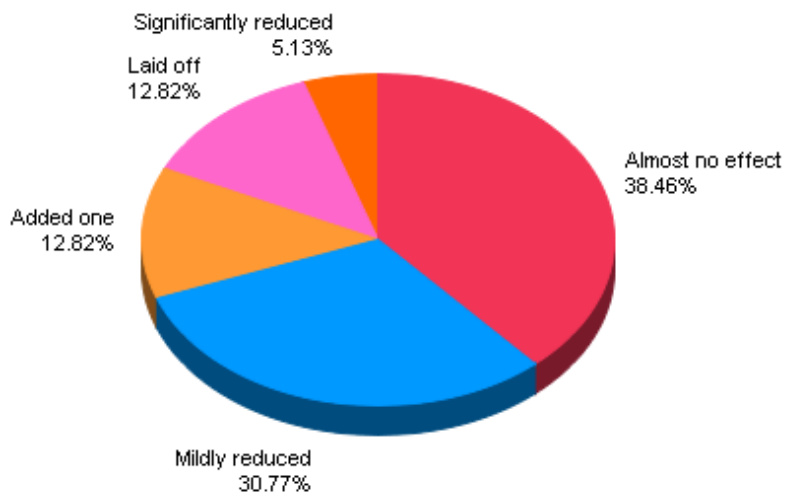
Item	Count	Percent %
traditional	36	92.31%
contemporary	28	71.79%
blended	11	28.21%
praise	8	20.51%
emergent	3	7.69%
Taizé	2	5.13%

5. Assessment of global economic crisis on local economics and finances of local congregation



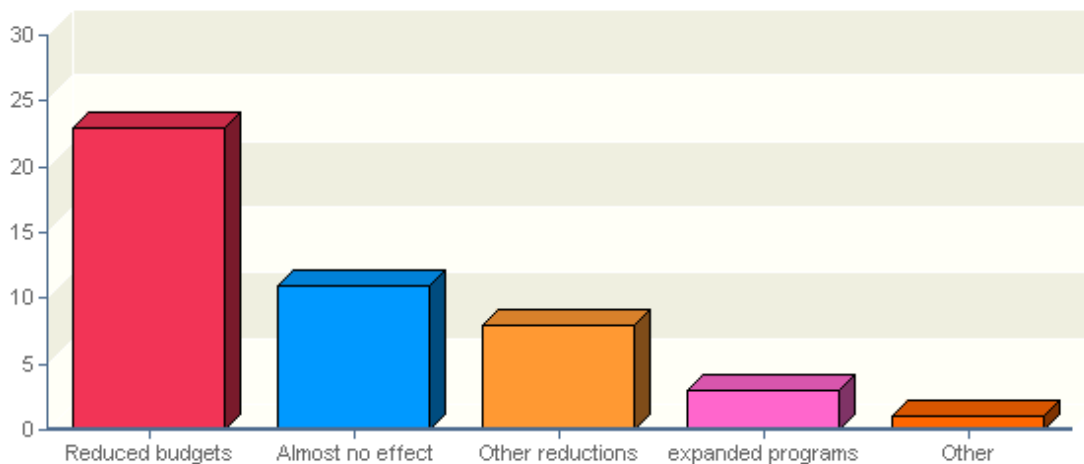
Item	Count	Percent %
moderate	19	48.72%
serious	11	28.21%
some	6	15.38%
hardly any	2	5.13%
severe	1	2.56%

6. How has the recent global economic crisis affected your staffing for worship leadership?



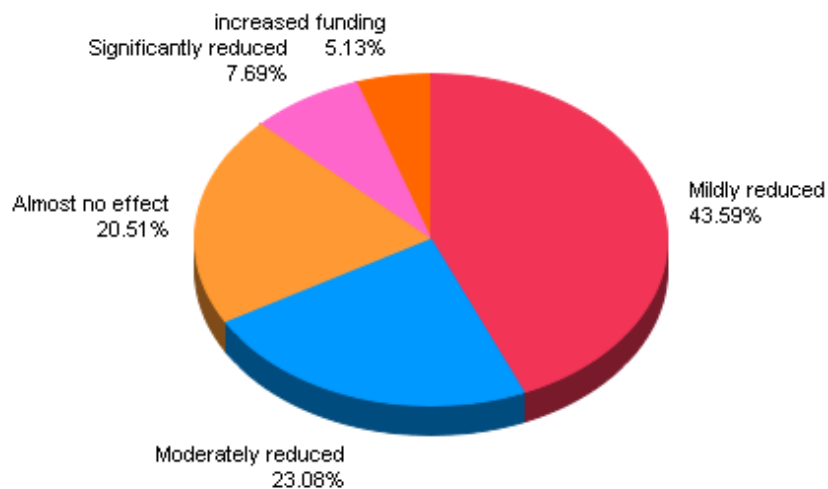
Item	Count	Percent %
Almost no effect	15	38.46%
Mildly reduced	12	30.77%
Added one	5	12.82%
Laid off	5	12.82%
Significantly reduced	2	5.13%

7. How has the recent global economic crisis affected your program expenses for worship? (check all that apply)



Item	Count	Percent %
Reduced budgets	23	58.97%
Almost no effect	11	28.21%
Other reductions	8	20.51%
expanded programs	3	7.69%
Changed the time	1	2.56%

8. How has the recent global economic crisis affected your resource expenses for worship



Item	Count	Percent %
Mildly reduced	17	43.59%
Moderately reduced	9	23.08%
Almost no effect	8	20.51%
Significantly reduced	3	7.69%
increased funding	2	5.13%