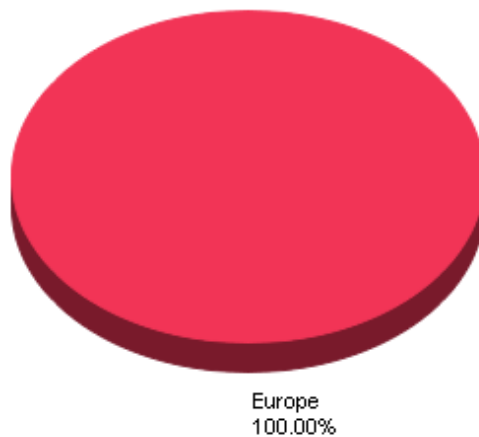


Europe and Eurasia

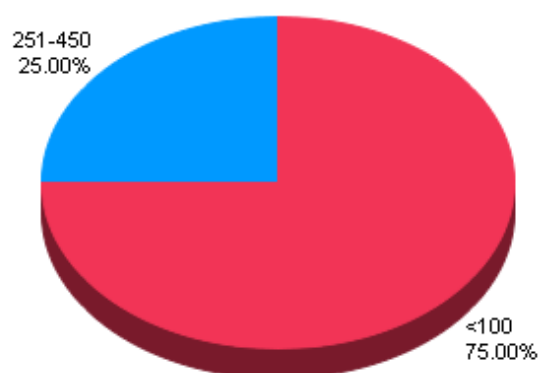
February 03, 2010

1. Location of Congregation



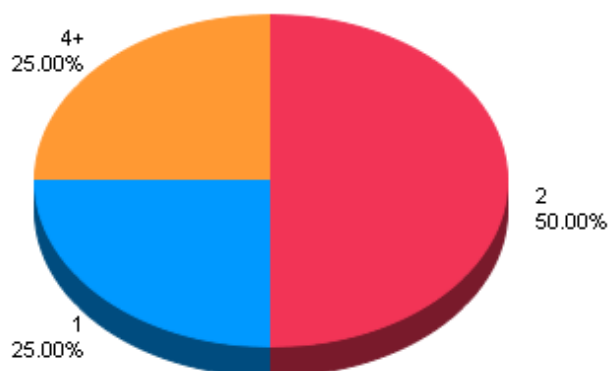
Item	Count	Percent %
Europe	4	100.00%

2. Size of weekly worshipping congregation (all services)



Item	Count	Percent %
<100	3	75.00%
251-450	1	25.00%

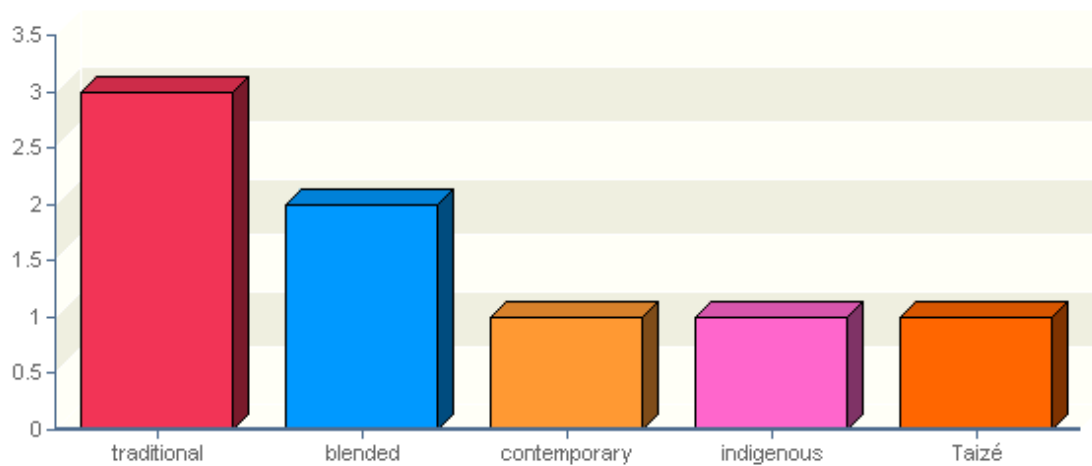
3. Number of weekly services



Item	Count	Percent %
2	2	50.00%
1	1	25.00%
4+	1	25.00%

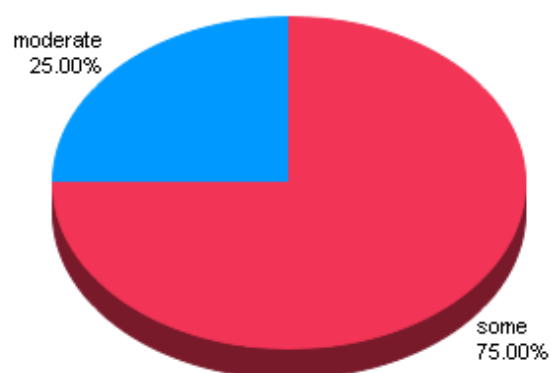
Average: 1.25

4. Styles of services (check all that apply)



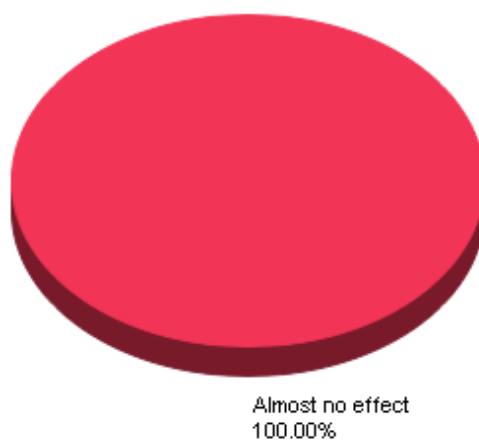
Item	Count	Percent %
traditional	3	75.00%
blended	2	50.00%
contemporary	1	25.00%
indigenous	1	25.00%
Taizé	1	25.00%

5. Assessment of global economic crisis on local economics and finances of local congregation




Item	Count	Percent %
some	3	75.00%
moderate	1	25.00%

6. How has the recent global economic crisis affected your staffing for worship leadership?



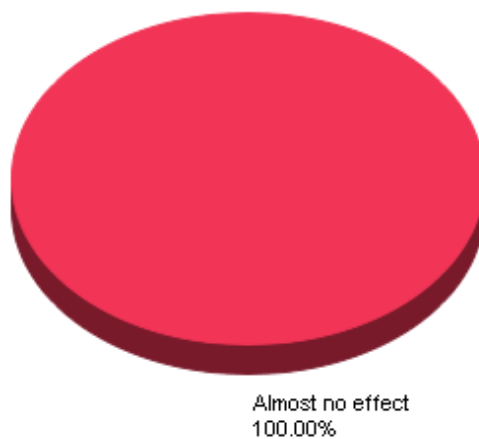
Item	Count	Percent %
Almost no effect	4	100.00%

7. How has the recent global economic crisis affected your program expenses for worship? (check all that apply)



Item	Count	Percent %
Almost no effect	4	100.00%

8. How has the recent global economic crisis affected your resource expenses for worship



Item	Count	Percent %
Almost no effect	4	100.00%