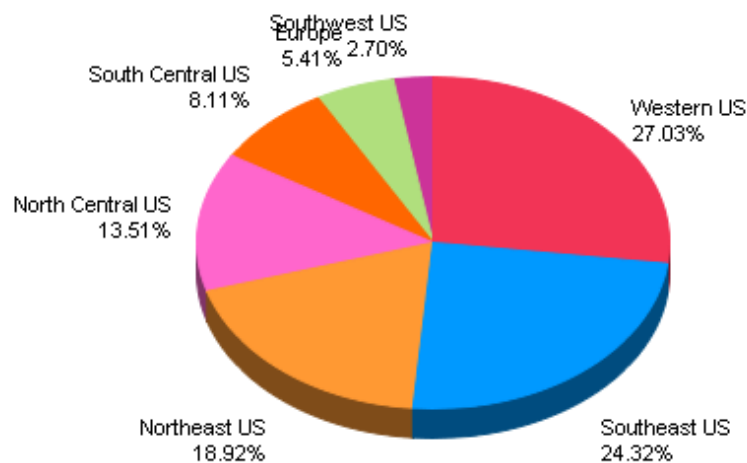


EmergIndigTaizé

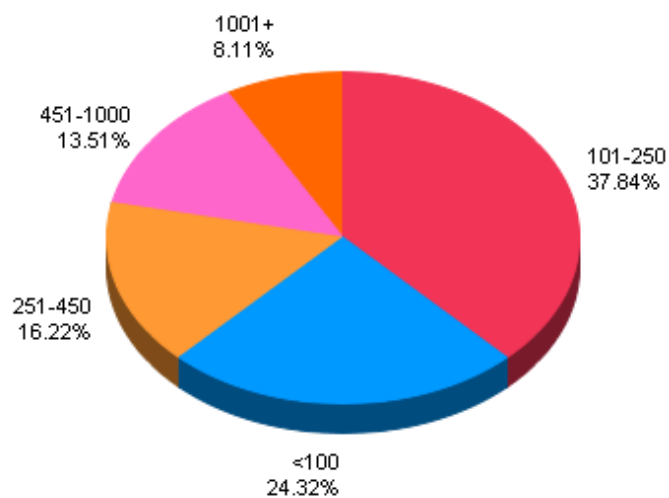
February 03, 2010

1. Location of Congregation



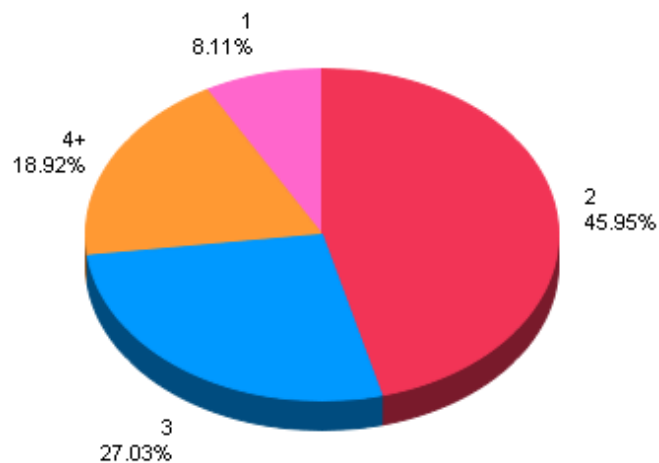
Item	Count	Percent %
Western US	10	27.03%
Southeast US	9	24.32%
Northeast US	7	18.92%
North Central US	5	13.51%
South Central US	3	8.11%
Europe	2	5.41%
Southwest US	1	2.70%

2. Size of weekly worshipping congregation (all services)



Item	Count	Percent %
101-250	14	37.84%
<100	9	24.32%
251-450	6	16.22%
451-1000	5	13.51%
1001+	3	8.11%

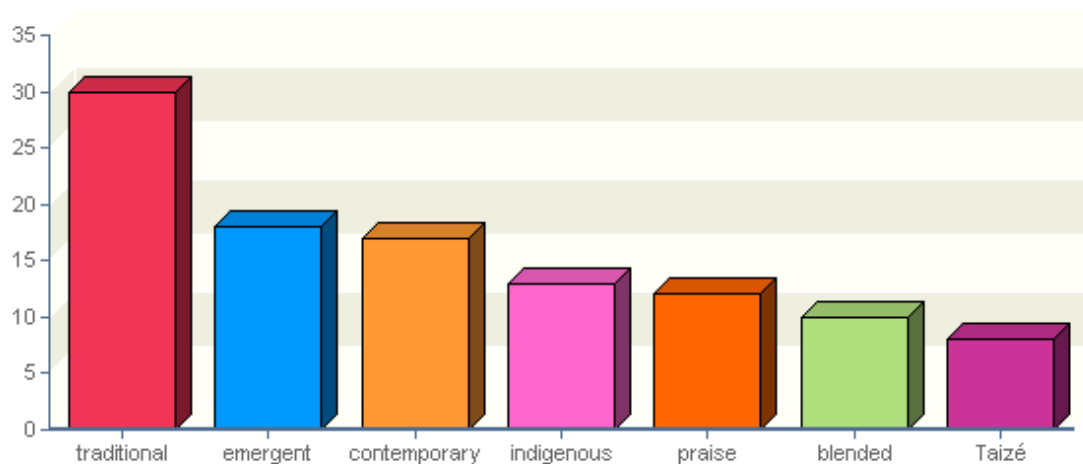
3. Number of weekly services



Item	Count	Percent %
2	17	45.95%
3	10	27.03%
4+	7	18.92%
1	3	8.11%

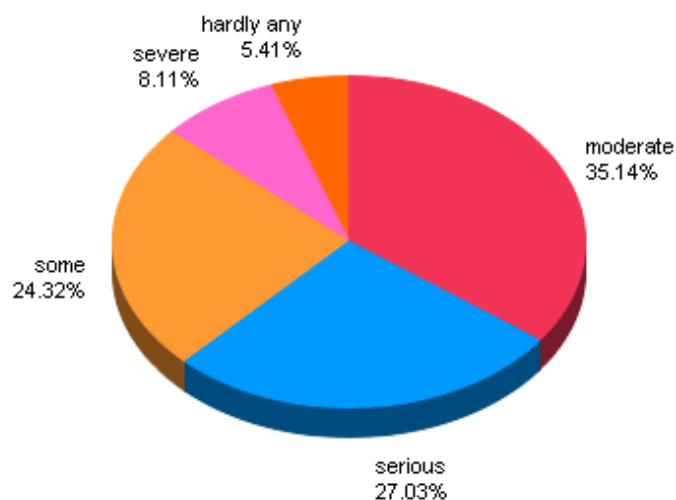
Average: 1.81

4. Styles of services (check all that apply)



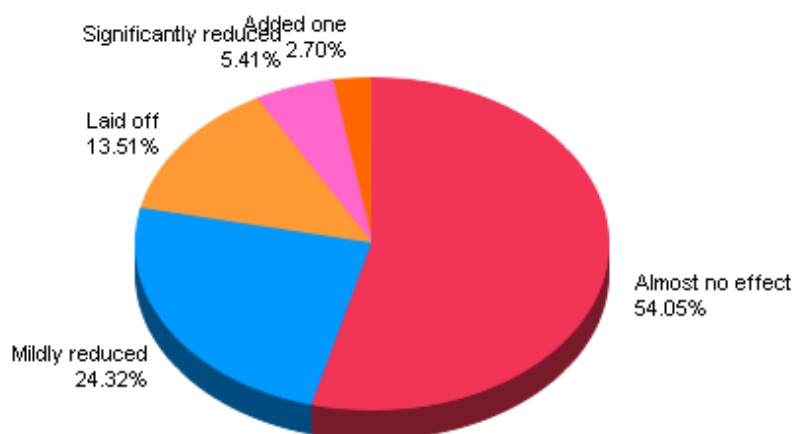
Item	Count	Percent %
traditional	30	81.08%
emergent	18	48.65%
contemporary	17	45.95%
indigenous	13	35.14%
praise	12	32.43%
blended	10	27.03%
Taizé	8	21.62%

5. Assessment of global economic crisis on local economics and finances of local congregation



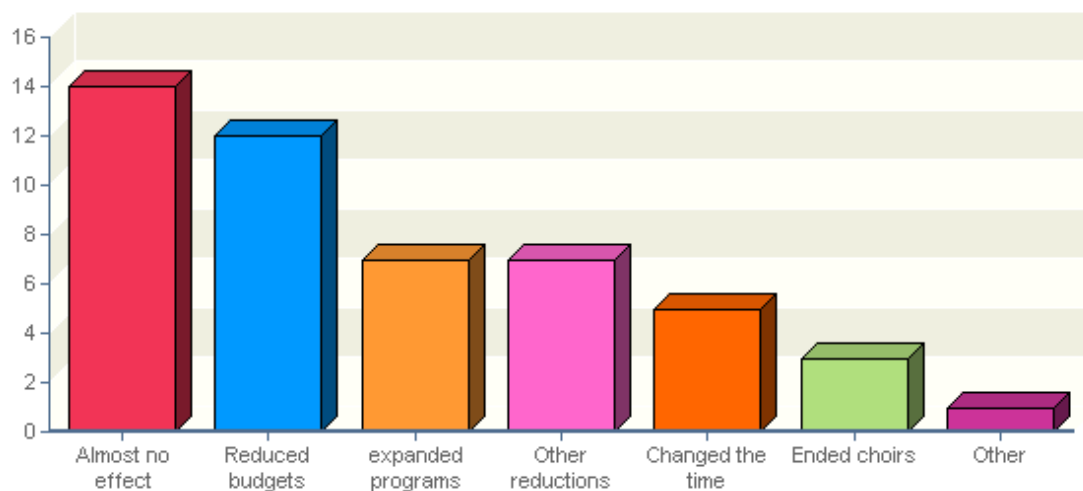
Item	Count	Percent %
moderate	13	35.14%
serious	10	27.03%
some	9	24.32%
severe	3	8.11%
hardly any	2	5.41%

6. How has the recent global economic crisis affected your staffing for worship leadership?



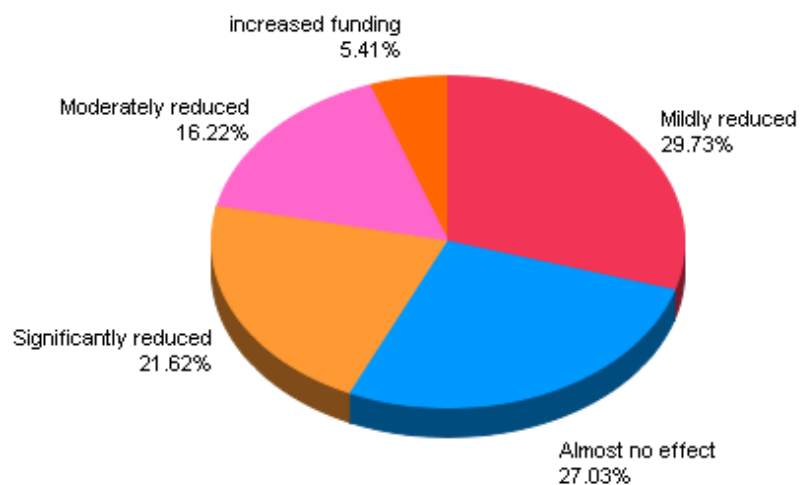
Item	Count	Percent %
Almost no effect	20	54.05%
Mildly reduced	9	24.32%
Laid off	5	13.51%
Significantly reduced	2	5.41%
Added one	1	2.70%

7. How has the recent global economic crisis affected your program expenses for worship? (check all that apply)



Item	Count	Percent %
Almost no effect	14	37.84%
Reduced budgets	12	32.43%
expanded programs	7	18.92%
Other reductions	7	18.92%
Changed the time	5	13.51%
Ended choirs	3	8.11%
Ended worship	1	2.70%

8. How has the recent global economic crisis affected your resource expenses for worship



Item	Count	Percent %
Mildly reduced	11	29.73%
Almost no effect	10	27.03%
Significantly reduced	8	21.62%
Moderately reduced	6	16.22%
increased funding	2	5.41%