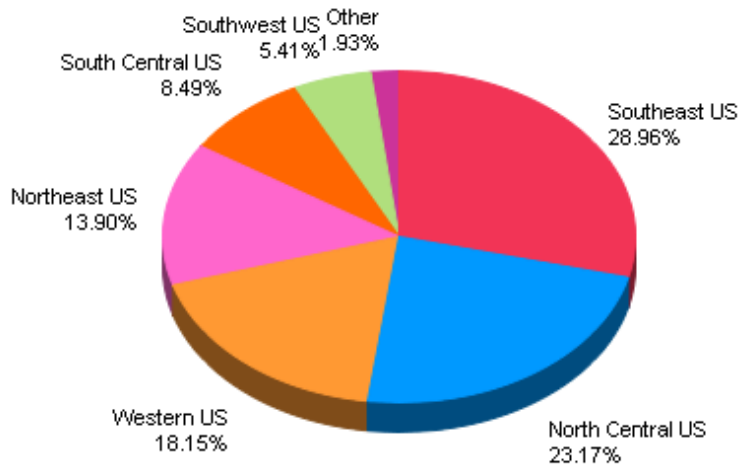


Blended

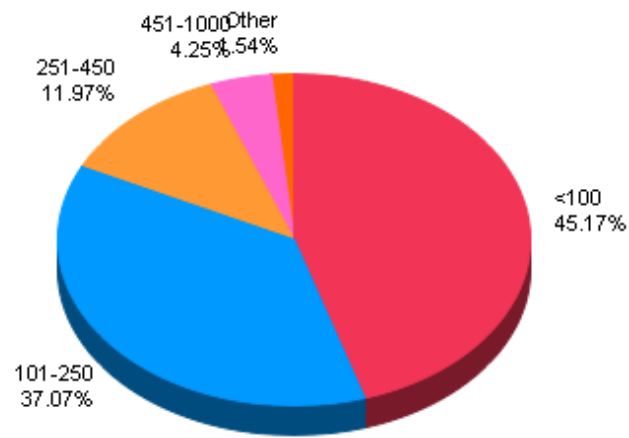
February 03, 2010

1. Location of Congregation



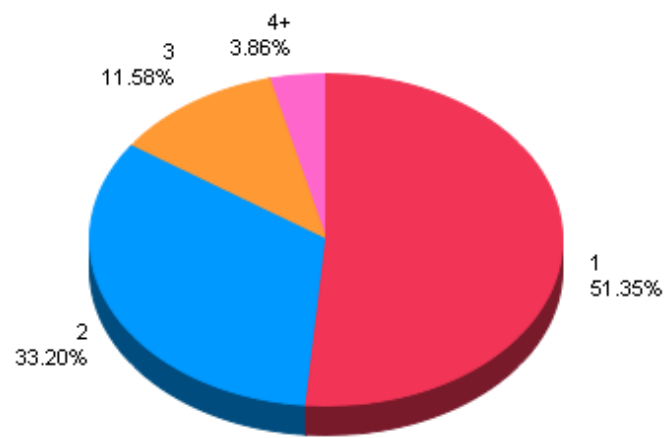
| Item | Count | Percent % |
|------------------|-------|-----------|
| Southeast US | 75 | 28.96% |
| North Central US | 60 | 23.17% |
| Western US | 47 | 18.15% |
| Northeast US | 36 | 13.90% |
| South Central US | 22 | 8.49% |
| Southwest US | 14 | 5.41% |
| Philippines | 3 | 1.16% |
| Europe | 2 | 0.77% |

2. Size of weekly worshipping congregation (all services)



| Item | Count | Percent % |
|----------|-------|-----------|
| <100 | 117 | 45.17% |
| 101-250 | 96 | 37.07% |
| 251-450 | 31 | 11.97% |
| 451-1000 | 11 | 4.25% |
| 1001+ | 4 | 1.54% |

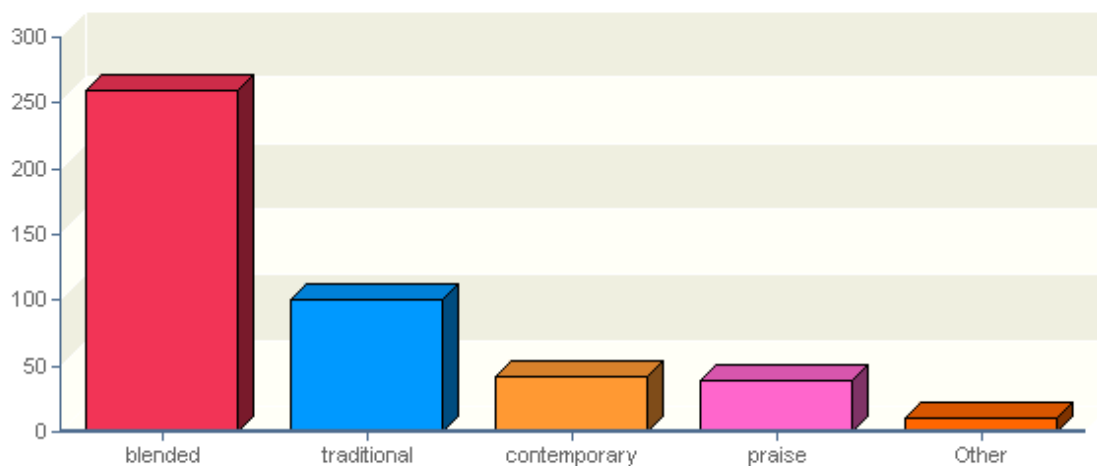
3. Number of weekly services



| Item | Count | Percent % |
|------|-------|-----------|
| 1 | 133 | 51.35% |
| 2 | 86 | 33.20% |
| 3 | 30 | 11.58% |
| 4+ | 10 | 3.86% |

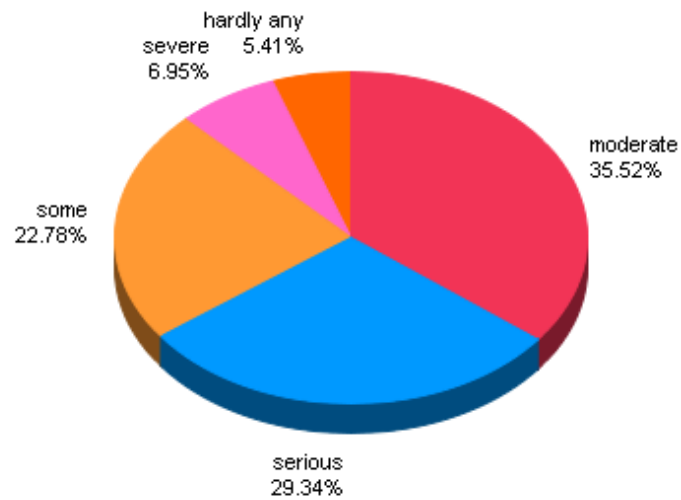
Average: 1.53

4. Styles of services (check all that apply)



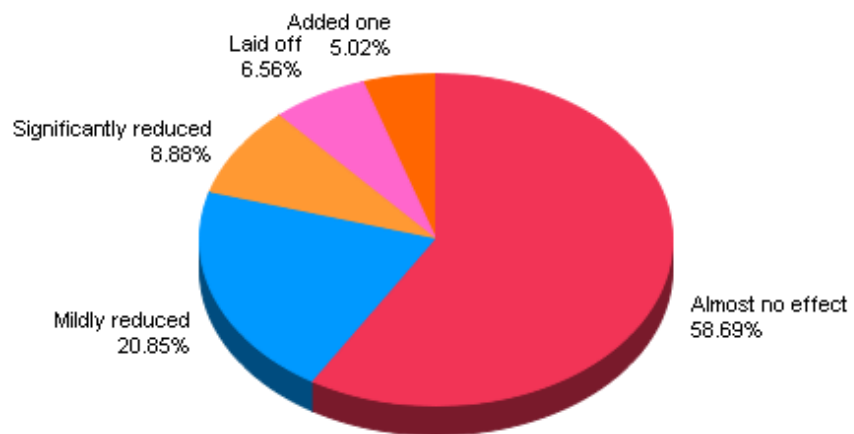
| Item | Count | Percent % |
|--------------|-------|-----------|
| blended | 259 | 100.00% |
| traditional | 101 | 39.00% |
| contemporary | 42 | 16.22% |
| praise | 39 | 15.06% |
| emergent | 6 | 2.32% |
| indigenous | 3 | 1.16% |
| Taizé | 2 | 0.77% |

5. Assessment of global economic crisis on local economics and finances of local congregation



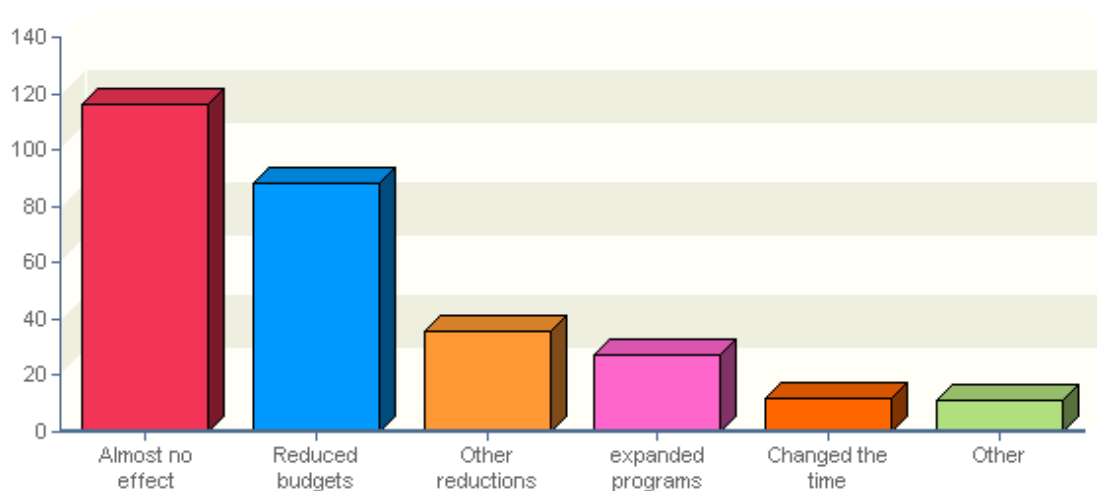
| Item | Count | Percent % |
|------------|-------|-----------|
| moderate | 92 | 35.52% |
| serious | 76 | 29.34% |
| some | 59 | 22.78% |
| severe | 18 | 6.95% |
| hardly any | 14 | 5.41% |

6. How has the recent global economic crisis affected your staffing for worship leadership?



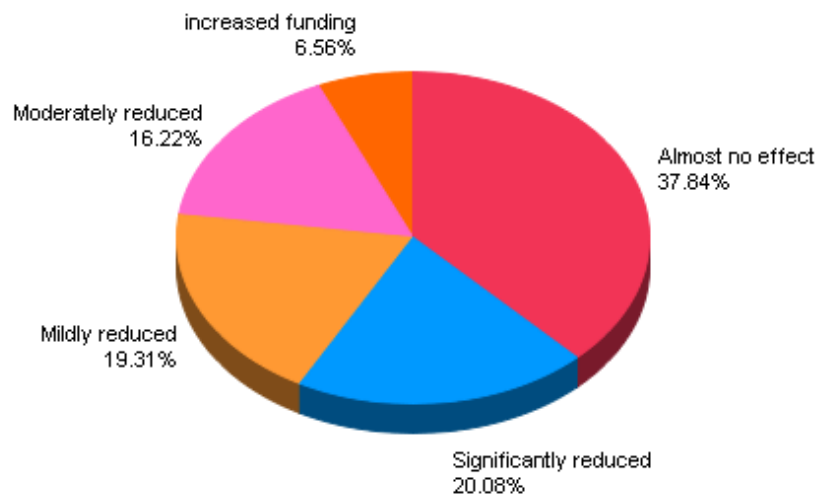
| Item | Count | Percent % |
|-----------------------|-------|-----------|
| Almost no effect | 152 | 58.69% |
| Mildly reduced | 54 | 20.85% |
| Significantly reduced | 23 | 8.88% |
| Laid off | 17 | 6.56% |
| Added one | 13 | 5.02% |

7. How has the recent global economic crisis affected your program expenses for worship? (check all that apply)



| Item | Count | Percent % |
|-------------------|-------|-----------|
| Almost no effect | 116 | 44.79% |
| Reduced budgets | 88 | 33.98% |
| Other reductions | 36 | 13.90% |
| expanded programs | 27 | 10.42% |
| Changed the time | 12 | 4.63% |
| Ended choirs | 7 | 2.70% |
| Ended worship | 4 | 1.54% |

8. How has the recent global economic crisis affected your resource expenses for worship



| Item | Count | Percent % |
|-----------------------|-------|-----------|
| Almost no effect | 98 | 37.84% |
| Significantly reduced | 52 | 20.08% |
| Mildly reduced | 50 | 19.31% |
| Moderately reduced | 42 | 16.22% |
| increased funding | 17 | 6.56% |